



# How to make a peach treat


Non-fiction  
Set 6 Book 2

Text by Gill Munton  
Developed by Ruth Miskin



ea

# Speed sounds



**Consonants** Say the pure sounds (do not add 'uh').

f ff	l ll le	m mm	n nn kn	r rr wr	s ss	v ve	z zz s	sh	th	ng nk	
b bb	c k <b>ck</b>	d dd	g gg	h	j	p pp	qu tt	w wh	x	y	ch tch

**Vowels** Say the vowel sound and then the word, eg 'a', 'at'.

at	hen head	in	on	up	day make	see tea happy he	high smile lie find	blow home no
zoo	look	car	for door snore	fair	whirl	shout	boy spoil	

Each box contains one sound but sometimes more than one grapheme. Focus graphemes are **circled**.

## Green words

Read in Fred Talk (pure sounds).

peach read cheap real feast heap cream clean  
 seat eat see need sweet make cake flake  
 take base first bowl with adult chunk

Read in syllables.

part`y → party eas`y → easy car`ton → carton  
 dair`y → dairy foll`ow → follow fin`ish → finish  
 bir`th` day → birthday cho'co'late → chocolate

Read the root word first and then with the ending.

treat → treats grape → grapes scoop → scoops  
 stick → sticking cut → cutting


## Red words

you your some the by

## Challenge words

custard

# How to make a peach treat



## Introduction

*In this book you will find out how to make a sweet dessert with peaches. Have you ever made a dessert? What is your favourite sweet treat?*

Written by Gill Munton



## Vocabulary check

Discuss the meaning (as used in the non-fiction text) after the children have read the word.

<b>feast</b>	<b>definition</b> <i>a wonderful meal</i>
<b>carton</b>	<i>a box</i>
<b>dairy cream</b>	<i>the thick part of milk</i>
<b>steps</b>	<i>things to do</i>
<b>scoops</b>	<i>big spoonfuls</i>
<b>pips</b>	<i>the small hard seeds in fruit</i>

### Punctuation to note:

Read Make	<i>Capital letters that start sentences</i>
.	<i>Full stop at the end of each sentence</i>
!	<i>Exclamation marks to show that something is surprising or exciting</i>
'	<i>Apostrophe to show something is missing. In it's 'i' is missing and it's really means it is</i>
:	<i>A colon to show that a list of things is going to follow</i>

Read this book and  
see how you can  
make a peach treat.

It's cheap to make and  
it's a real feast!

Make lots of peach  
treats for your next  
birthday party!



## You need:

- some cake
- a carton of custard
- a can of dairy cream
- some grapes
- a tin of sweet peaches
- a chocolate flake.



Now follow the 7 easy steps.

- 1** First, take a chunk of cake. Put it in a clean glass bowl. This will make the base of your peach treat.





**2** Now take 4 scoops of custard.  
Put the custard on top of the cake.



**3** Put a big blob  
of dairy cream  
on top of the  
custard.

**4** Take the pips out of the grapes and  
put the grapes on top of the cream.



**5** Chop up the peach and put the bits on top of the cream with the grapes. Heap them up.

Ask an adult to help you with opening the tin of peaches and with cutting.



**6** Finish off the peach treat by sticking a chocolate flake in the cream.





7 Now take your seat for a real treat!

Eat it with a spoon.

Peach treats are so cool!

## Questions to talk about ★★

Re-read the page. Read the question to the children. Tell them whether it is a **FIND IT** question or **PROVE IT** question.

### FIND IT

- ✓ Turn to the page
- ✓ Read the question
- ✓ Find the answer

### PROVE IT

- ✓ Turn to the page
- ✓ Read the question
- ✓ Find your evidence
- ✓ Explain why

- |          |                 |  |
|----------|-----------------|--|
| Page 10: | <b>FIND IT</b>  | How many chocolate flakes do you need to make a peach treat? |
| Page 11: | <b>FIND IT</b>  | How many steps does it take to make a peach treat?           |
| Page 11: | <b>FIND IT</b>  | What sort of bowl do you need?                               |
| Page 14: | <b>PROVE IT</b> | What do you need a knife for?                                |
| Page 16: | <b>FIND IT</b>  | What do you use to eat a peach treat?                        |
| Page 16: | <b>PROVE IT</b> | Do you think the child likes peach treats? Why/Why not?      |



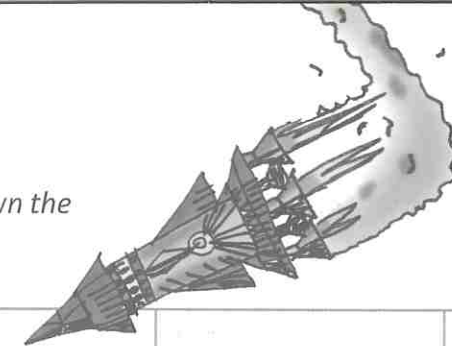
## Questions to read and answer ★ ★

*Children complete without your help.)*

- 1 What treat does this book show you?
- 2 What goes on top of the custard?
- 3 Why do you think you take the pips out of the grapes?
- 4 What goes on top of the cream?
- 5 Why do you think you need an adult to help?

## Speed words

*Children practise reading the words across the rows, down the columns and in and out of order clearly and quickly.*



real	some	spoon	flake	heap
eat	take	treat	your	need
cream	easy	peach	finish	read
cheap	clean	seat	cake	feast